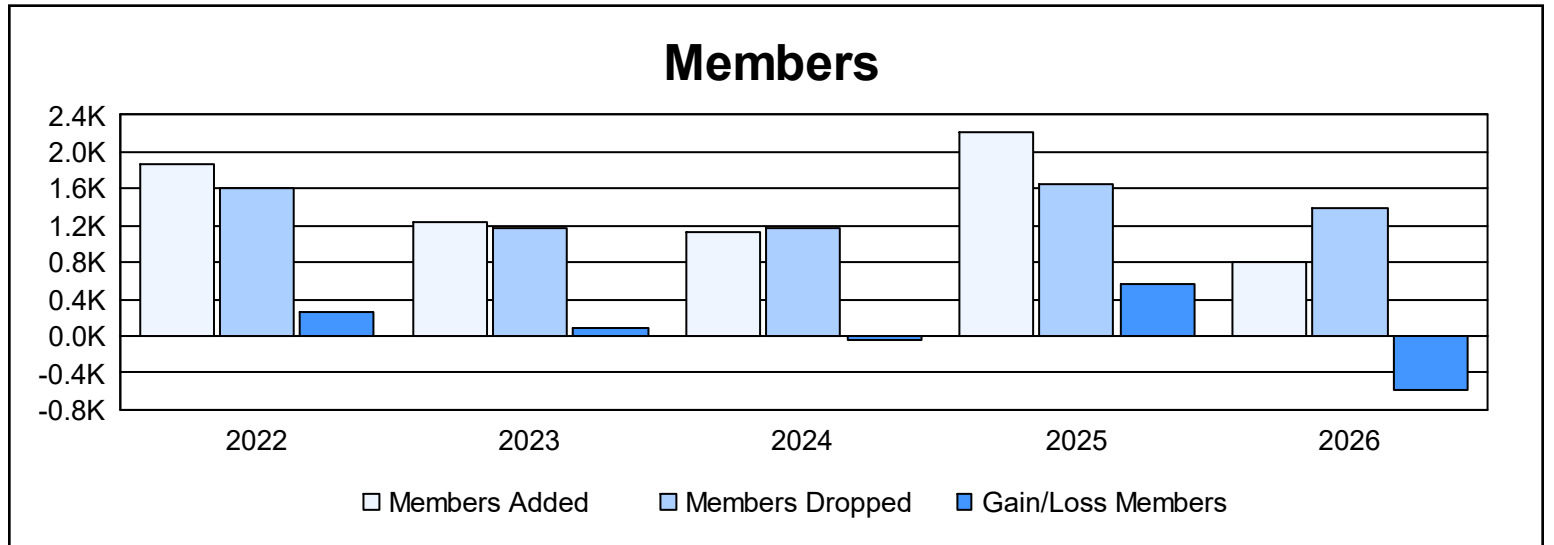
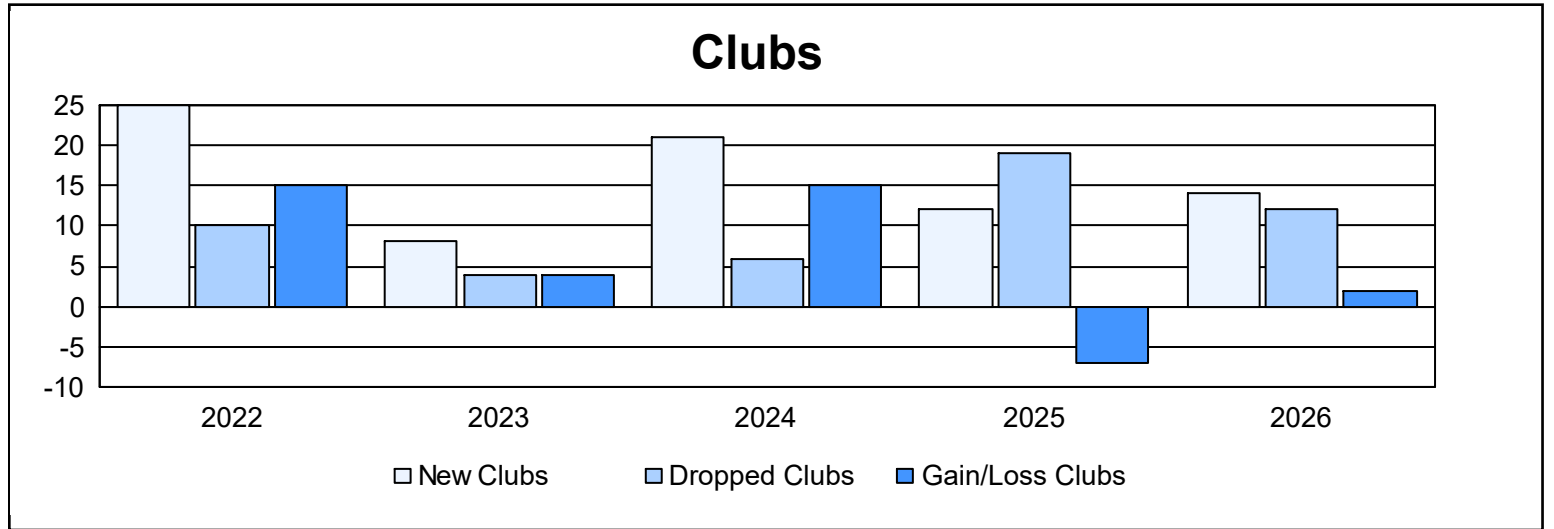
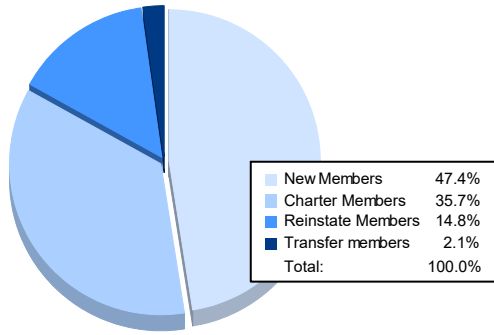


Year	New Clubs	Dropped Clubs	Gain/Loss Clubs	New Members	Charter Members	Reinstate Members	Transfer Members	Total Member Added	Total Members Dropped	Gain/Loss Members
2021-2022	25	10	15	873	812	142	40	1,867	1,613	254
2022-2023	8	4	4	600	472	134	37	1,243	1,166	77
2023-2024	21	6	15	433	566	104	25	1,128	1,174	-46
2024-2025	12	19	-7	1,017	645	413	137	2,212	1,641	571
2025-2026	14	12	2	385	290	120	17	812	1,396	-584
Average	16	10	6	662	557	183	51	1,452	1,398	54



Membership Composition March 2026 Cumulative



Gender Composition March 2026 Cumulative

